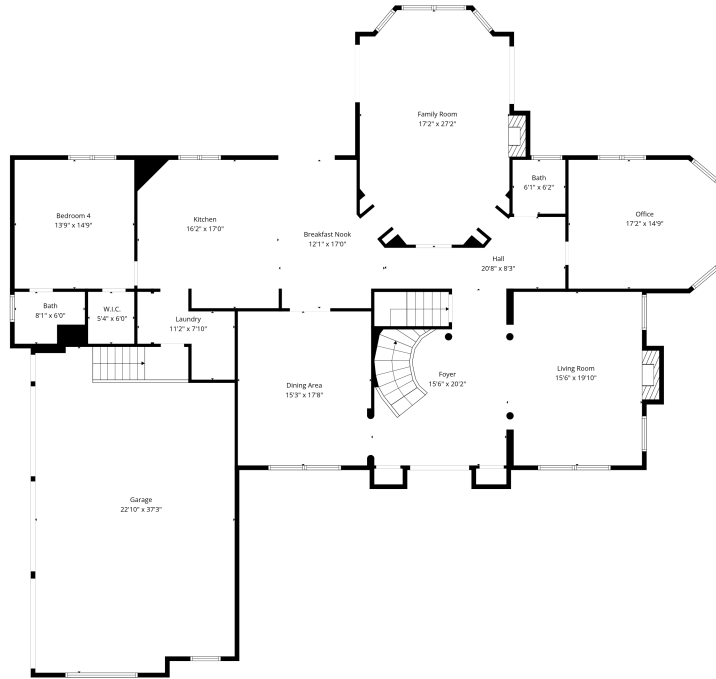


TOTAL: 7766 sq. ft

Basement: 2377 sq. ft, 1st floor: 2595 sq. ft, 2nd floor: 2794 sq. ft
EXCLUDED AREAS: STORAGE: 77 sq. ft, GARAGE: 814 sq. ft, FIREPLACE: 13 sq. ft,
OPEN TO BELOW: 399 sq. ft, LOW CEILING: 9 sq. ft, WALLS: 460 sq. ft

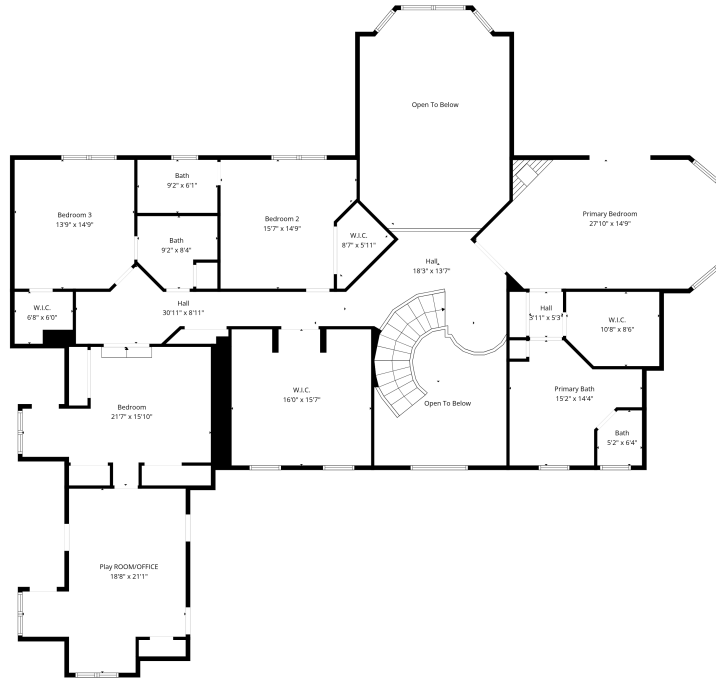
Measurements Calculated By Castle Snap Media. Deemed Reliable But Not Guaranteed.



TOTAL: 7766 sq. ft

Basement: 2377 sq. ft, 1st floor: 2595 sq. ft, 2nd floor: 2794 sq. ft
 EXCLUDED AREAS: STORAGE: 77 sq. ft, GARAGE: 814 sq. ft, FIREPLACE: 13 sq. ft,
 OPEN TO BELOW: 399 sq. ft, LOW CEILING: 9 sq. ft, WALLS: 460 sq. ft

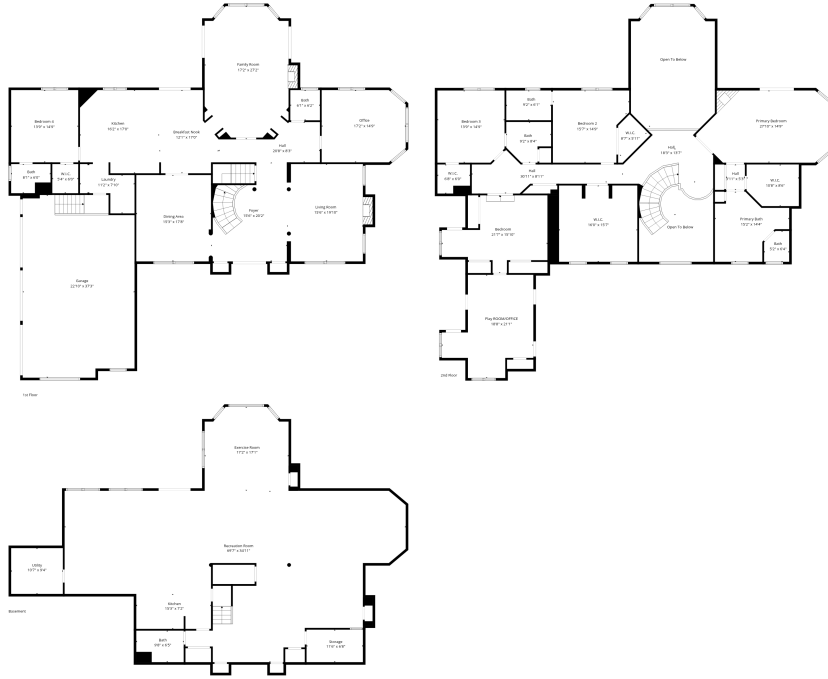
Measurements Calculated By Castle Snap Media. Deemed Reliable But Not Guaranteed.



TOTAL: 7766 sq. ft

Basement: 2377 sq. ft, 1st floor: 2595 sq. ft, 2nd floor: 2794 sq. ft
 EXCLUDED AREAS: STORAGE: 77 sq. ft, GARAGE: 814 sq. ft, FIREPLACE: 13 sq. ft,
 OPEN TO BELOW: 399 sq. ft, LOW CEILING: 9 sq. ft, WALLS: 460 sq. ft

Measurements Calculated By Castle Snap Media. Deemed Reliable But Not Guaranteed.



TOTAL: 7766 sq. ft
 Basement: 2377 sq. ft, 1st floor: 2595 sq. ft, 2nd floor: 2794 sq. ft
 EXCLUDED AREAS: STORAGE: 77 sq. ft, GARAGE: 814 sq. ft, FIREPLACE: 13 sq. ft,
 OPEN TO BELOW: 399 sq. ft, LOW CEILING: 9 sq. ft, WALLS: 460 sq. ft

Measurements Calculated By Castle Snap Media. Deemed Reliable But Not Guaranteed.